

Scaled data based on original data using
LM-79-08 Approved Method: Electrical and Photometric Measurements of Solid-
State Lighting Products

Test Report Prepared for
Cooper Lighting Solutions
(formerly Eaton)

Brand: INVUE

Report Number: P173475

Luminaire Tested: **ENT-EXX-LED-E1-BL3-7030-CWB**

Issue Date: 03/03/2020

Test Information

Test Method: LM-79-08
Report Number: P173475
REPORT IS SCALED FROM IESNA LM-79-08 TEST DATA (P33645)
Test Lab: INNOVATION CENTER-P3
Issue Date: 03/03/2020
Manufacturer: COOPER LIGHTING SOLUTIONS (FORMERLY EATON)
Product Line: INVUE
Catalog Number: ENT-EXX-LED-E1-BL3-7030-CWB
Description: ENTRI LED LUMINAIRE, EMERGENCY MODE
LIGHTBARS WITH AccuLED OPTICS - TYPE 3 W/ SPILL LIGHT CONTROL
Light Source: (42) 3000K CCT, 70 CRI LEDs
Ballast/Driver: -

Summary

Lumens per Lamp: N/A
Luminaire Lumens: 1598.2 lumens
Efficiency: N/A
Efficacy: 290.6 lumens/watt
Luminous Opening: Rectangular (W 1' x L: 0.33' x H: 0')
IES Classification: Type III - Short - Semi-Cutoff
BUG Rating: B0 - U0 - G1

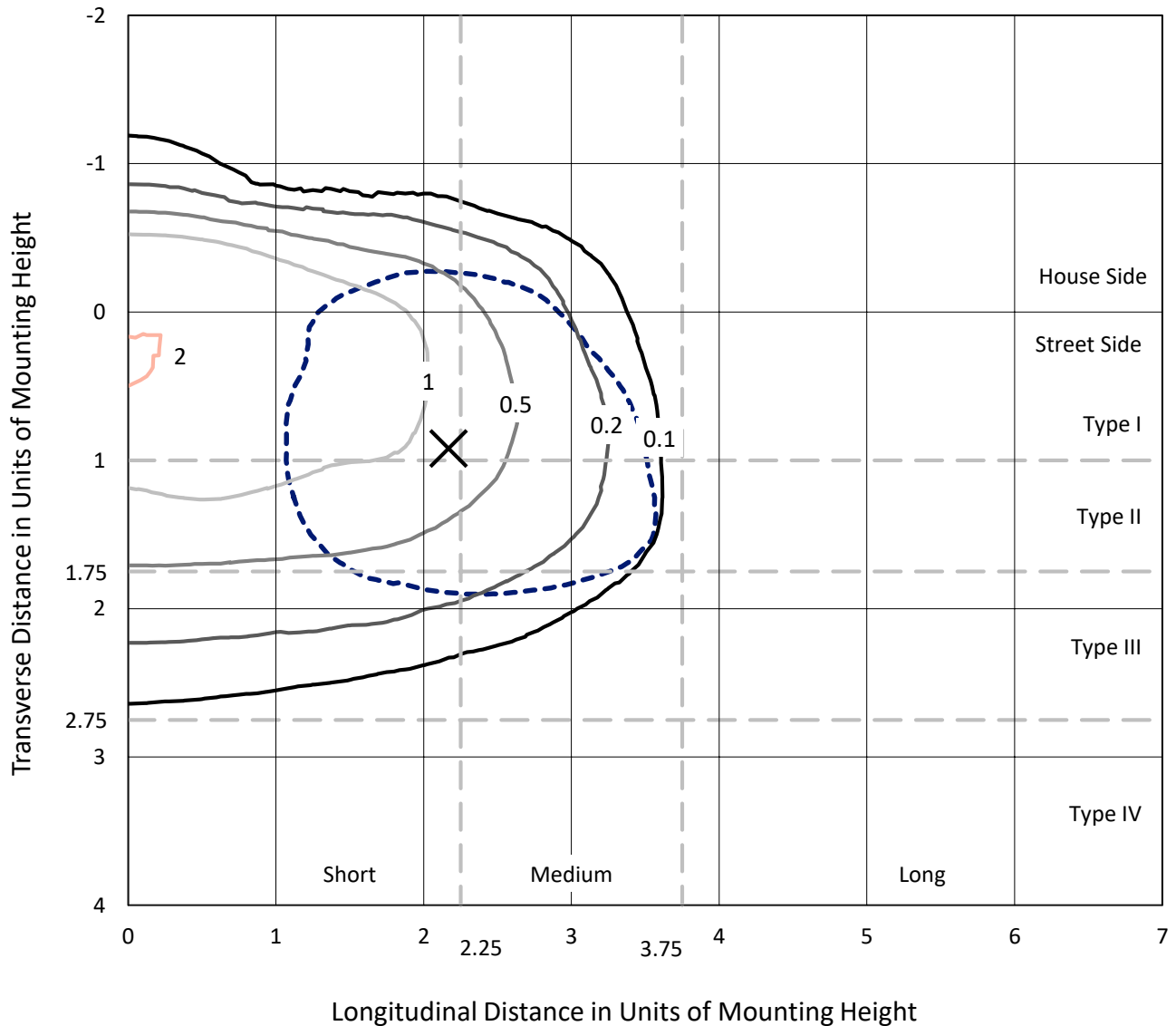
Input Watts (W): 5.5
Input Voltage (V): NR
Input Current (Ain): NR
Voltage Rise (V): NR
Power Factor: NR
Total Harmonic Distortion (THDi): NR
Frequency (hertz): 60
Stabilization Time: NR
Operation Time: NR
Ambient Temperature (°C): NR
Test Distance: 25 FT



REPORT NUMBER: P173475
 CATALOG NUMBER: ENT-EXX-LED-E1-BL3-7030-CWB

Iso-Footcandle Lines of Horizontal Illumination

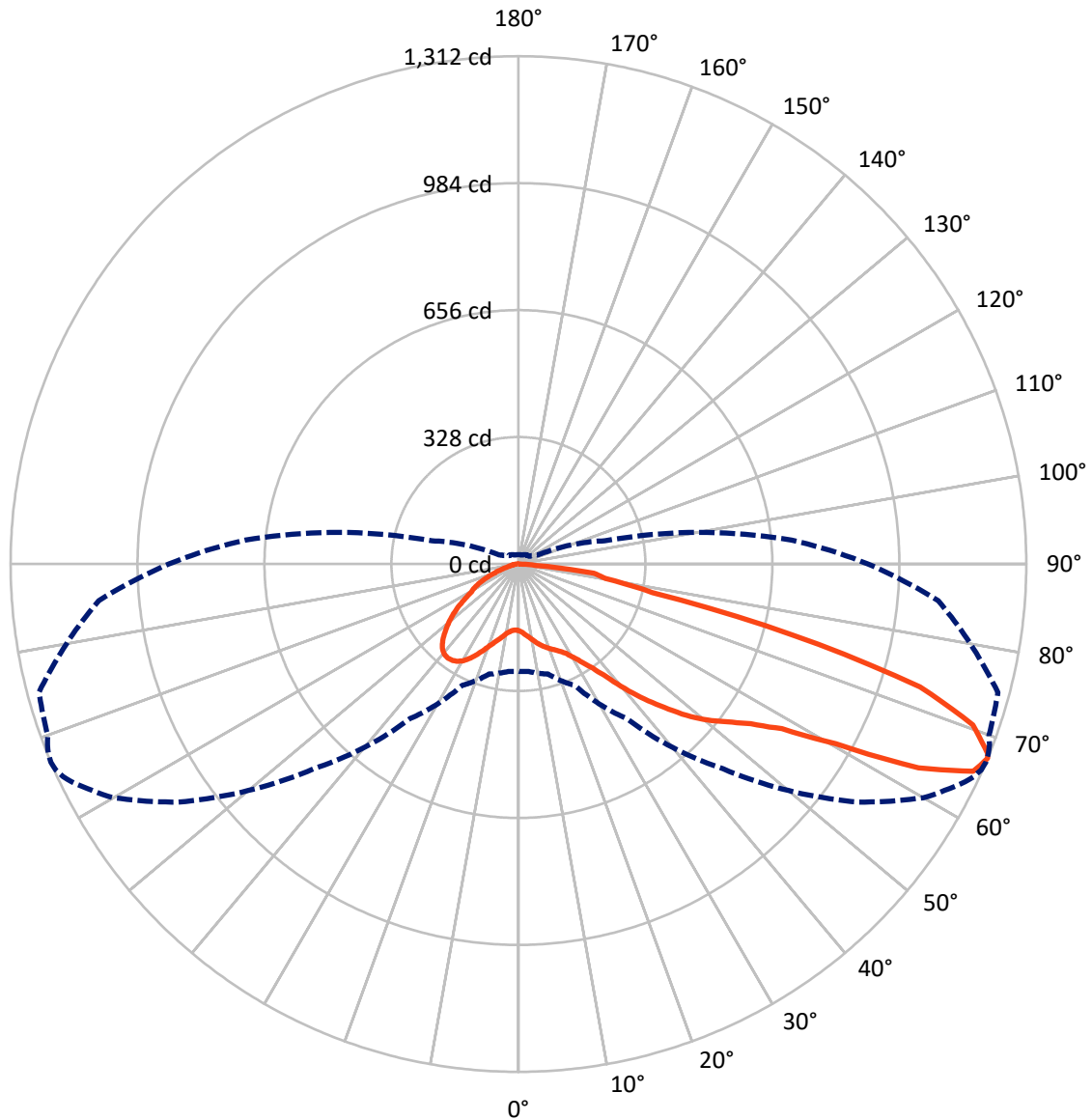
× Max cd
 - - - 1/2 Max cd



Based on 10 foot mounting height. Maximum calculated value = 2.2 fc
 Type III - Short - Semi-Cutoff

REPORT NUMBER: P173475
CATALOG NUMBER: ENT-EXX-LED-E1-BL3-7030-CWB

Luminous Intensity Polar Plot



— Vertical Plane Through 67-Deg Lateral - - - Horizontal Cone Through 67-Deg Vertical

REPORT NUMBER: P173475

CATALOG NUMBER: ENT-EXX-LED-E1-BL3-7030-CWB

FLUX DISTRIBUTION:

		Downward	Upward	Total
House Side	Lumens	388.0	0.0	388.0
	% Fixture	24.3	0.0	24.3
Street Side	Lumens	1210.2	0.0	1210.2
	% Fixture	75.7	0.0	75.7
Total	Lumens	1598.2	0.0	1598.2
	% Fixture	100.0	0.0	100.0

Coefficient of Utilization

ZONAL LUMENS:

Zone	Lumens	% Fixture
0°-10°	17.3	1.1
10°-20°	60.0	3.8
20°-30°	108.8	6.8
30°-40°	159.0	9.9
40°-50°	240.9	15.1
50°-60°	345.4	21.6
60°-70°	441.4	27.6
70°-80°	206.1	12.9
80°-90°	19.3	1.2
90°-100°	0.0	0.0
100°-110°	0.0	0.0
110°-120°	0.0	0.0
120°-130°	0.0	0.0
130°-140°	0.0	0.0
140°-150°	0.0	0.0
150°-160°	0.0	0.0
160°-170°	0.0	0.0
170°-180°	0.0	0.0
0°-90°	1598.2	100.0
0°-180°	1598.2	100.0



REPORT NUMBER: P173475

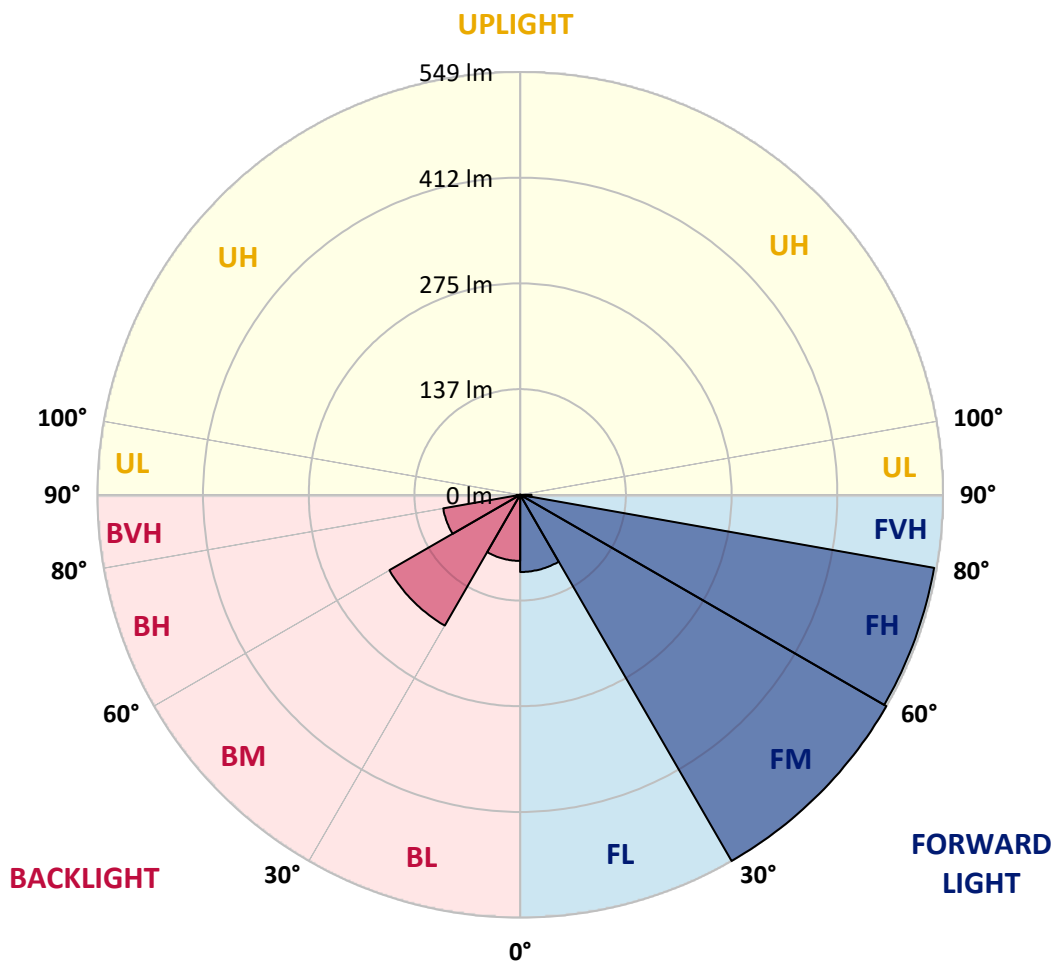
CATALOG NUMBER: ENT-EXX-LED-E1-BL3-7030-CWB

LUMINAIRE CLASSIFICATION SYSTEM LUMEN TABLE AND BUG RATING:

Zone		Lumens	% Fixture	Zone Rating/Lumen Limit		
				B	U	G
FL	(0°-30°)	100.3	6.3			
FM	(30°-60°)	549.3	34.4			
FH	(60°-80°)	546.0	34.2			G0/660
FVH	(80°-90°)	14.7	0.9			G1/100
BL	(0°-30°)	85.9	5.4	B0/110		
BM	(30°-60°)	196.0	12.3	B0/220		
BH	(60°-80°)	101.5	6.4	B0/110		G0/110
BVH	(80°-90°)	4.6	0.3			G0/10
UL	(90°-100°)	0.0	0.0		U0/0	
UH	(100°-180°)	0.0	0.0		U0/0	

BUG Rating: B0-U0-G1

Type III Short





REPORT NUMBER: P173475
 CATALOG NUMBER: ENT-EXX-LED-E1-BL3-7030-CWB

CANDELA DISTRIBUTION (FULL):

	0°	5°	15°	25°	35°	45°	55°	60°	61°	62°	64°
0°	172.1	172.1	172.1	172.1	172.1	172.1	172.1	172.1	172.1	172.1	172.1
2.5°	178.9	178.9	179.2	179.2	178.9	178.9	177.1	177.1	177.1	176.8	176.8
5°	188.7	188.9	188.9	188.7	188.1	186.9	184.5	184.5	184.5	184.2	183.6
7.5°	199.9	199.6	199.9	199.0	197.8	196.4	193.1	192.8	192.2	192.2	191.6
10°	212.3	211.4	212.3	211.1	208.8	206.1	202.3	201.1	201.1	201.1	199.9
12.5°	225.0	224.7	225.3	223.3	219.1	216.2	212.3	210.8	210.5	210.5	210.0
15°	238.9	238.6	236.9	233.6	228.3	225.6	221.2	219.4	219.1	219.1	218.2
17.5°	253.4	253.4	249.0	242.2	234.8	230.9	227.7	226.5	226.2	226.2	225.9
20°	265.8	265.8	259.9	248.7	238.0	233.9	232.7	232.7	232.7	232.7	233.0
22.5°	275.0	274.1	266.1	252.2	239.2	235.7	238.6	238.9	238.9	239.5	239.8
25°	279.1	278.9	269.4	252.8	238.9	238.4	244.9	245.7	246.3	246.9	247.8
27.5°	279.4	279.4	270.0	252.5	238.6	243.1	252.5	255.2	255.8	257.0	258.5
30°	276.5	276.8	268.8	252.2	240.7	252.0	264.6	269.7	270.9	272.6	275.0
32.5°	272.9	273.5	268.8	255.2	249.9	267.3	284.2	291.3	292.5	294.8	297.2
35°	273.5	274.4	275.3	267.0	270.3	293.7	317.9	322.0	321.7	325.6	326.8
37.5°	277.4	279.4	285.9	287.4	299.8	332.4	357.8	366.7	366.7	370.2	369.1
40°	277.9	281.2	297.5	314.6	339.2	379.1	414.0	424.4	424.4	425.8	425.2
42.5°	291.9	294.8	318.2	348.6	383.5	430.5	469.0	478.2	480.2	478.7	479.9
45°	317.0	319.1	347.8	386.2	426.4	479.9	522.8	531.7	533.8	532.3	530.5
47.5°	349.0	351.9	382.4	427.9	469.3	525.5	577.8	588.2	590.2	587.9	588.8
50°	375.6	381.2	413.7	467.5	510.7	564.5	620.4	634.6	636.4	636.4	637.0
52.5°	399.8	404.8	436.2	496.2	544.1	599.7	652.0	670.4	672.5	673.9	675.1
55°	409.9	414.9	446.2	508.6	564.5	632.5	688.7	713.2	714.4	718.3	723.3
57.5°	410.1	414.3	445.0	508.3	575.2	662.1	738.7	776.8	781.6	786.6	795.2
60°	382.4	387.4	418.1	493.5	584.0	695.2	814.4	884.5	891.3	905.8	924.7
62.5°	340.4	343.9	370.5	444.8	584.0	741.1	936.2	1052.1	1074.9	1098.6	1133.5
65°	301.3	304.0	320.8	385.0	542.6	778.3	1063.7	1197.0	1221.6	1239.3	1268.9
67°	277.1	278.3	294.2	346.6	487.0	748.4	1072.2	1207.1	1228.1	1246.4	1283.7
67.5°	268.8	269.7	284.8	336.8	469.9	730.4	1059.2	1198.8	1221.6	1240.2	1278.1
70°	206.7	204.0	217.1	265.0	379.7	582.8	930.0	1090.9	1116.9	1141.7	1187.6
72.5°	123.3	119.5	127.8	153.8	246.0	409.6	705.3	895.1	928.2	959.3	1019.3
75°	74.2	74.5	80.7	98.8	134.3	257.6	455.7	582.5	613.6	642.9	690.2
77.5°	37.0	36.7	42.3	57.4	97.9	160.0	264.6	335.9	346.3	360.2	354.6
80°	11.8	11.5	12.4	15.7	35.2	107.3	166.5	210.8	215.6	218.2	221.5
82.5°	1.8	2.1	2.4	3.9	6.5	25.7	103.5	146.7	153.2	160.9	175.6
85°	0.0	0.0	0.3	0.3	0.9	2.1	9.7	25.1	26.3	31.9	37.6
87.5°	0.0	0.0	0.0	0.3	0.6	0.9	1.5	1.5	1.5	1.5	1.5
90°	0.0	0.0	0.0	0.0	0.0	0.0	0.0	0.0	0.0	0.0	0.0



REPORT NUMBER: P173475

CATALOG NUMBER: ENT-EXX-LED-E1-BL3-7030-CWB

CANDELA DISTRIBUTION (continued):

	65°	66°	67°	68°	69°	70°	75°	85°	90°	95°	105°
0°	172.1	172.1	172.1	172.1	172.1	172.1	172.1	172.1	172.1	172.1	172.1
2.5°	176.5	176.5	176.3	175.9	175.9	175.9	175.3	175.1	173.3	172.7	171.5
5°	183.6	183.6	183.1	182.8	182.4	182.4	181.6	179.8	177.4	175.9	173.6
7.5°	191.3	191.0	190.4	190.4	189.2	189.2	188.1	184.8	182.4	180.4	177.4
10°	200.2	199.9	199.0	198.7	198.1	197.5	196.4	192.5	190.1	187.5	183.9
12.5°	210.0	209.4	208.8	208.5	207.9	207.3	206.1	202.5	200.2	197.5	193.4
15°	218.5	218.2	217.6	217.3	217.3	216.8	215.9	212.6	210.3	207.3	204.0
17.5°	226.2	225.9	225.6	225.6	225.3	225.3	225.0	222.1	220.6	218.2	215.0
20°	232.7	233.0	233.0	233.0	233.3	233.6	234.2	232.7	231.2	229.2	227.4
22.5°	239.8	240.1	241.0	241.0	241.6	241.9	244.0	243.7	243.1	241.6	240.1
25°	248.4	249.0	249.6	250.5	250.8	251.7	255.2	256.7	255.5	254.6	256.1
27.5°	259.6	260.8	261.4	262.6	263.2	264.4	269.7	272.9	272.1	272.3	275.6
30°	276.5	277.7	279.4	280.0	282.1	282.7	288.9	293.9	293.9	293.3	299.3
32.5°	299.0	299.8	301.9	303.4	304.6	305.8	311.7	317.0	317.6	319.4	321.7
35°	328.5	329.1	330.3	332.7	332.4	333.0	336.2	341.5	344.5	348.6	341.5
37.5°	367.6	369.6	369.1	369.3	367.0	368.4	369.6	375.2	381.5	385.6	358.1
40°	423.2	424.6	423.2	421.1	419.3	418.4	416.6	422.9	428.2	425.2	371.1
42.5°	477.3	477.9	476.7	473.1	471.7	468.7	464.0	471.7	474.6	460.7	377.9
45°	530.8	529.9	527.8	527.2	524.3	521.3	518.7	523.7	522.5	495.3	380.9
47.5°	587.0	586.1	584.6	582.3	579.0	578.4	576.0	575.5	566.9	524.9	379.4
50°	636.1	636.6	633.4	634.6	633.1	630.1	628.1	629.3	608.9	550.9	376.4
52.5°	678.3	678.3	676.9	678.3	677.8	676.3	678.1	697.3	655.0	587.6	372.0
55°	727.4	729.2	728.0	729.5	730.4	733.6	741.1	786.0	723.9	632.5	361.9
57.5°	799.3	803.7	802.5	808.5	813.8	822.4	849.3	896.6	809.3	681.9	342.1
60°	928.2	942.7	942.1	952.5	963.1	972.9	1019.9	1029.1	906.0	746.4	327.4
62.5°	1142.9	1154.7	1159.8	1171.0	1177.8	1179.6	1217.4	1150.3	992.4	804.9	319.1
65°	1281.9	1286.6	1291.1	1289.6	1285.4	1278.6	1281.0	1139.1	963.7	767.3	273.8
67°	1298.4	1308.2	1311.8	1309.4	1303.2	1293.7	1282.2	1088.2	902.8	708.8	231.6
67.5°	1293.7	1303.8	1307.0	1305.0	1299.6	1292.6	1278.9	1069.0	882.1	689.9	220.6
70°	1217.7	1232.2	1245.5	1249.9	1250.2	1249.1	1235.5	933.2	750.8	579.3	167.4
72.5°	1038.2	1056.9	1084.7	1075.8	1090.0	1080.8	1049.8	637.8	514.5	414.0	117.4
75°	700.5	708.8	731.3	705.6	707.9	691.7	571.0	370.5	319.1	269.4	70.7
77.5°	352.5	357.8	354.3	338.9	333.0	319.7	247.2	80.4	80.4	95.8	37.0
80°	223.6	225.6	228.0	231.6	236.0	236.6	171.5	23.7	21.3	22.2	20.1
82.5°	183.3	188.9	196.4	197.8	199.6	201.1	118.3	13.0	10.7	11.8	14.2
85°	42.6	46.1	44.1	39.0	41.7	32.2	16.5	5.3	4.7	5.9	9.7
87.5°	1.5	1.5	1.5	1.5	1.5	1.5	1.5	1.5	1.2	2.1	5.0
90°	0.0	0.0	0.0	0.0	0.0	0.0	0.0	0.0	0.0	0.0	0.0



REPORT NUMBER: P173475

CATALOG NUMBER: ENT-EXX-LED-E1-BL3-7030-CWB

CANDELA DISTRIBUTION (continued):

	115°	125°	135°	145°	155°	165°	175°	180°
0°	172.1	172.1	172.1	172.1	172.1	172.1	172.1	172.1
2.5°	170.3	169.4	168.3	168.0	167.7	167.1	166.8	166.5
5°	171.2	169.4	167.7	166.5	165.9	165.3	164.7	164.7
7.5°	174.8	172.7	170.0	168.8	167.7	166.8	166.2	166.2
10°	180.7	178.3	175.1	173.6	172.1	171.2	170.6	170.0
12.5°	189.6	186.6	182.8	180.4	178.9	178.6	178.0	177.7
15°	200.5	197.2	193.1	190.7	188.4	187.8	187.2	186.9
17.5°	211.4	208.8	205.5	201.4	196.7	192.8	191.0	190.7
20°	223.8	222.7	217.6	208.5	198.1	190.1	186.9	186.9
22.5°	239.5	236.3	224.1	207.9	192.5	181.3	176.8	176.8
25°	256.7	245.7	223.3	201.4	182.4	168.6	162.6	162.6
27.5°	271.8	248.4	217.9	190.4	167.4	152.3	145.5	145.2
30°	283.6	246.9	208.5	175.1	149.6	132.5	124.8	124.8
32.5°	290.1	241.9	195.5	157.0	128.0	108.5	99.1	99.4
35°	291.9	233.3	178.3	133.1	102.0	82.8	74.2	74.2
37.5°	290.1	219.7	157.0	106.7	76.3	62.7	56.2	55.6
40°	284.2	199.3	128.6	78.1	56.8	48.8	46.1	45.6
42.5°	272.3	174.8	96.7	55.9	45.6	42.3	41.7	41.4
45°	253.7	141.6	67.1	43.8	40.8	39.9	39.9	39.6
47.5°	230.4	108.2	47.9	38.7	38.4	38.4	38.4	38.4
50°	204.3	76.6	39.0	36.7	36.4	37.0	37.3	37.3
52.5°	177.4	53.5	35.8	35.2	34.6	35.5	35.8	35.8
55°	148.2	42.0	34.3	33.7	32.8	33.1	33.7	33.7
57.5°	118.0	37.3	33.7	32.8	31.0	31.0	31.6	31.6
60°	93.7	35.8	33.4	31.3	29.0	29.0	29.6	29.9
62.5°	78.4	35.5	33.4	29.9	28.1	27.2	27.8	27.8
65°	65.4	35.5	32.5	29.9	26.6	25.4	26.0	26.0
67°	54.7	34.9	31.9	29.9	26.0	24.5	24.5	24.5
67.5°	51.7	34.6	32.2	29.9	25.7	24.2	24.0	24.0
70°	38.7	31.3	32.2	30.2	25.1	22.2	21.6	21.6
72.5°	30.2	28.7	31.3	31.0	24.5	20.4	19.2	18.9
75°	24.5	26.0	31.6	30.2	23.1	18.6	16.9	16.5
77.5°	21.0	22.2	26.6	24.2	19.2	16.5	14.8	14.5
80°	16.5	18.9	18.9	16.5	14.2	13.3	12.4	12.4
82.5°	13.3	14.5	12.4	11.2	10.7	10.4	9.7	9.7
85°	10.9	11.8	9.2	8.3	8.0	7.7	7.1	7.1
87.5°	8.6	7.4	4.7	4.4	4.4	4.1	4.1	4.4
90°	0.0	0.0	0.0	0.0	0.0	0.0	0.0	0.0

(END OF REPORT)